

Metrocentre's Qube artPodject - a public artwork...

Metrocentre's Qube artPodject... the artPod...



Metrocentre's Qube artPodject

created & produced by chloe daykin, theresa easton & chris morton...

exit



back

home

next



Metrocentre's Qube artPodject...

#01

#02

#03

#04

#05

#06

#07

#08

#09

#10

#11

#12

#13

#14

#15

#16

#17

#18

Qube art

Metrocentre's Qube artPodject - a public artwork...
created & produced by chloe daykin, theresa easton & chris morton...

Chapter Menus...

the Qube
artPodject
primer...

Qubes...

PublicArt
workshop
Sessions...

Original
Artwork
Gallery...

Raree
Shows...

meet
the
Artists

printout
your
artPod
booklet...

art
Pods



exit



back

home

next

Metrocentre's Qube art Project... why..?



Metrocentre commissioned a wall-based public artwork project to celebrate the launch of Metrocentre Qube - which provides a new dimension in entertaining & dining - brought about by the redevelopment of the Yellow Mall...

...**B**ut the completed project only exists thanks to the 'artfelt help of a wide range of local participants who, by creating their own prints & booklets at the various workshop sessions, enabled this genuinely 'public' PublicArt Commission...



the artwork consists of 18 wall-mounted printed & illuminated glass Qubes...



[exit](#)

[artPodject](#)

[back](#)

[home](#)

[next](#)

Metrocentre's Qube art Project... *What..?*

what's an artPodject..?

...an art project that's also digitally recorded & documented as an artPod...

what's an artPod..?

...a unique digital interactive multimedia presentation of a creative project - like this...

...artPods are stored online to be freely downloaded & easily viewed full-screen at high-resolution, offline - they're also available on special USBdrives...

...and they've a 'printoutable' souvenir booklet feature that catalogues the entire project...



This 'artPodject' is the outcome of the Metrocentre's QubeQuadrant PublicArt commission - it's based on the topic of Leisure & Play - reflecting the theme of the Metrocentre's new leisure mall...

...It consists of a series of 18 hand-made glass lightboxes - or Qubes - individually screen-printed & fired with richly-coloured enamel inks - the Qubes design incorporates elements from the public participant's original prints that evoked their personal memories of play...

Metrocentre's Qube art Project... *Where..?*

Uniquely, artPodjects are exhibited in both analogue and digital form...

The final 'analogue' outcome of the Public Art Project is permanently exhibited in Gateshead Metrocentre's new Qube Quadrant Yellow Mall...

...Highlights of the project can be viewed by clicking onto the website at www.qubeproject.com

...This digital version of the 'artPodject' is stored online - in its interactive multimedia 'artPod' form - at www.artpods.co.uk - where you can freely download & easily view it offline - full screen in high-resolution...

...anyone who participated in the workshop sessions can see their 'artfelt' printed contributions in the artPod's Original Artwork Gallery...

...In addition you can print-out & make a souvenir booklet that catalogues the whole artPodject...



[exit](#)



[back](#)

[home](#)

[next](#)

Metrocentre's Lube art Project... Credits...

**artPodject fulfilled
artfully thanks to...**

Julie Pears@Liberty International;
Karen Carr@MetroCentre; Anna
Pepperall & Jen Douglas@
Gateshead Council's Public Art
Team; Catherine Ross@Gateshead
Art Development Team; Dougie
Hunter@The Cultural Adventure
Group; Alice Thwaite@Equal
Arts & The Fountain Court
Luncheon Club; The Shipley
Art Gallery; Claire Parker
& the Staff@Metrocentre; Glass
Artist Sue Woolhouse; and last,
but most importantly, over 200
Metrocentre-shoppers-turned
-Printmakers-for-the-day...

**and mounted &
exhibited thanks to...**

Ciaran Magee@Gardiner &
Theobald; Martin Riches &
Gary Craig@Architectural
Metalworkers; Nick Kenny@Bay
Plastics; David Kirby,
Gary Lambton, Mick Morpeth,
Peter Mowat, Chris Morris
& Brian Turner@Sir Robert
McAlpine; John Davies@Bohle
and Peterlee Glass...

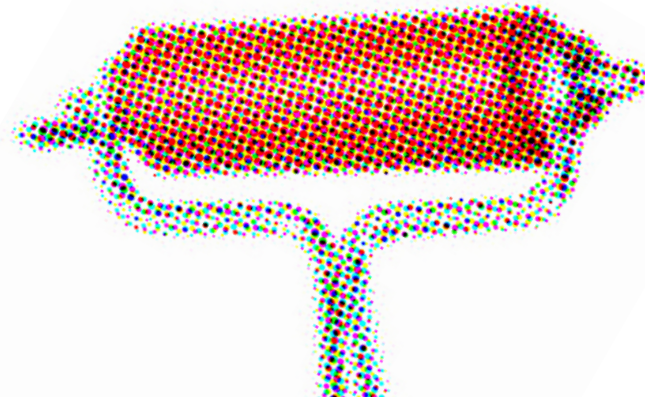
[exit](#)



[back](#)

[home](#)

[next](#)




Metrocentre's Qube art Project...


Qubes Menu...




...18 wall-mounted screen-printed illuminated glass lightboxes -
- flowing along the corridor in the entrance to the Metrocentre's new Yellow Qube Quadrant...



2 Qubes as artPodject intro/credits lightbox panels...



10 Qubes... @30cm cubic wall-mounted illuminated screenprinted lightboxes...



peep-hole Raree Shows - 6 enclosed DiceQube glass lightboxes with a peep hole - revealing 4 colourful brightly backlit panes that create an intriguing 3D scene within...

exit



back

home

next

Metrocentre's Qube art Project...

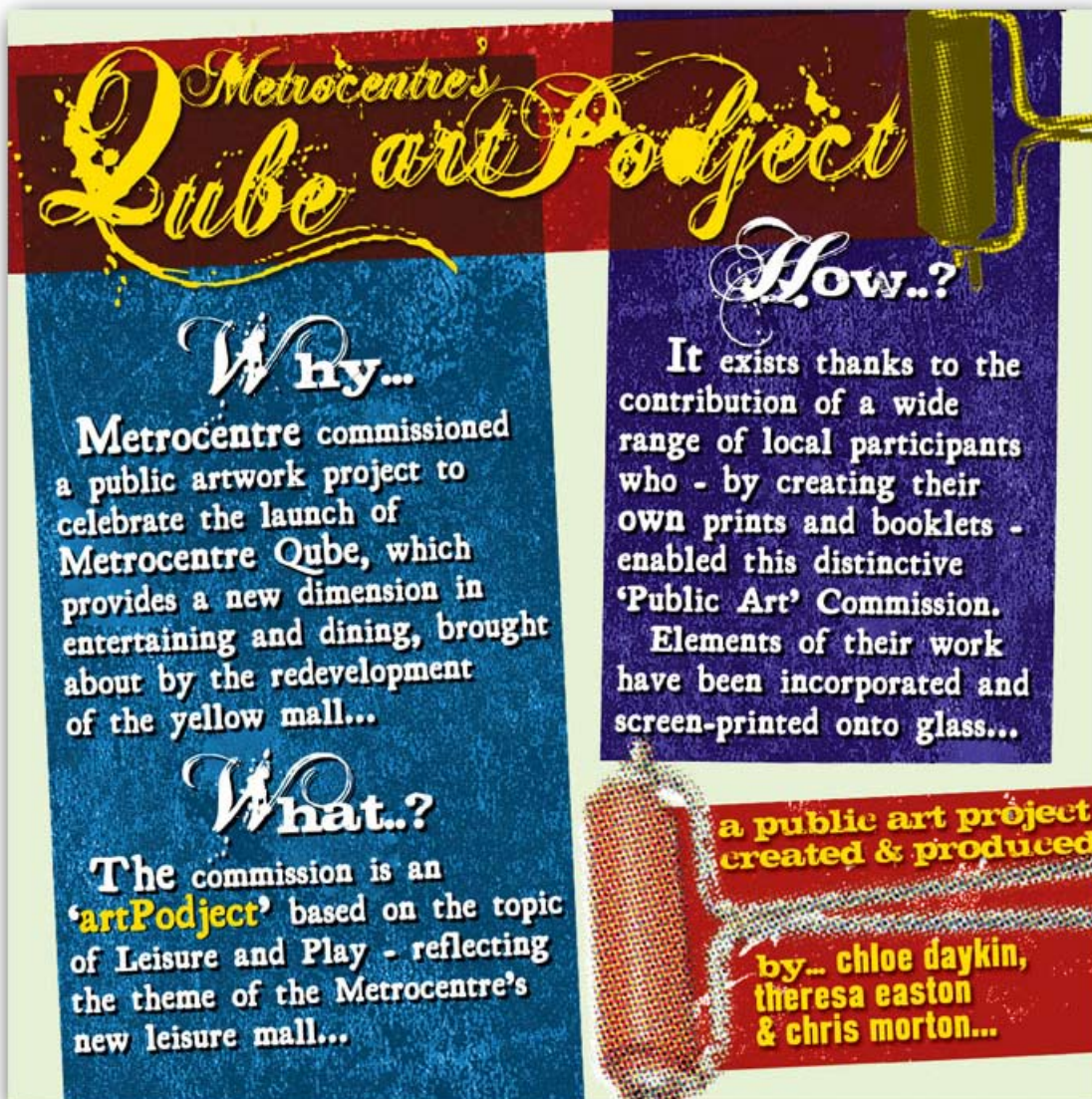
Qube

#01

intro panel...

The 1st 'Qube'
isn't a cube but a
flat introduction panel
explaining the project's
Why, What & How...

...the 18th & last panel
shows the Where &
Thank You Credits...



[exit](#)



[back](#)

[home](#)

[next](#)



Metrocentre's Qube art Project...

Qube

#02

Teddy Bear's Picnic...

"Teddy Bear's Picnic"
- one of the two 3/4-sized
'Qubes' by Chloe Daykin...



the 5 sides of the Qube opened out...

[exit](#)



[back](#)

[home](#)

[next](#)

Metrocentre's Lube art Project...

Lube
#03

Snakes & Ladders Raree...

by chris morton...

the Raree Show's 4 panes...



the combined thru' the peep-hole view...

[exit](#)

[artPodject](#)

[back](#)

[home](#)

[next](#)

[click here for the Raree Menu and see video previews...](#)

Metrocentre's Lube art Project...


Lube

#04

Shippy Skipping Raree...

by chris morton...

the Raree Show's 4 panes...



the combined thru' the peep-hole view...

[exit](#)

artPodject

[back](#)

[home](#)

[next](#)

[click here for the Raree Menu and see video previews...](#)




Metrocentre's Qube art Project...

Qube
#05

Table Footie Raree...

by chris morton...

the Raree Show's 4 panes...



the combined thru' the peep-hole view...

[exit](#)



artPodject

[back](#)

[home](#)

[next](#)




[click here for the Raree Menu and see video previews...](#)

Metrocentre's Qube art Project...

Qube
#06

Music & Movement...

“Music & Movement”
one of two full-sized Qubes
by Chloe Daykin...



the 5 sides of the Qube opened out...

[exit](#)

[back](#)

[home](#)

[next](#)

artPodject

Metrocentre's Qube art Project...

Qube
#07

Sandcastles...

The middle Qubes [No.s 7-12 inc.] are by Theresa Easton - Sandcastles brings together a traditional post war advert publicising the seaside resorts of Seaburn & Roker with hand made designs produced by MetroCentre staff during a printing workshop at the shopping centre.




photo credit: David Lawson

[exit](#)

[back](#)

[home](#)


[next](#)



Metrocentre's Qube art Project...

Qube
#08

Ship...



The middle Qubes [No.s 7-12 inc.] are by Theresa Easton - Ship plays on the children's nursery rhyme 'The Big Ship Sails....' and is represented here by a Collier Brig, traditionally used for transporting coal. A map depicts the North East coast from 1586 on the base of the cube.




photo credit: David Lawson

[exit](#)

[back](#)

[home](#)

[next](#)

artPodject

Metrocentre's Qube art Project...

Qube

#09

Fishy on a Dishy...



The middle Qubes [No.s 7-12 inc.] are by Theresa Easton - Fishy on a Dishy draws on the lyrics of the famous North East folk song celebrating the region's fishing tradition. The screen-printed artwork combines designs made by Friends of the Shipley and original wood engravings by Thomas Bewick (1753-1828).



photo credit: David Lawson

[exit](#)

[back](#)

[home](#)

[next](#)

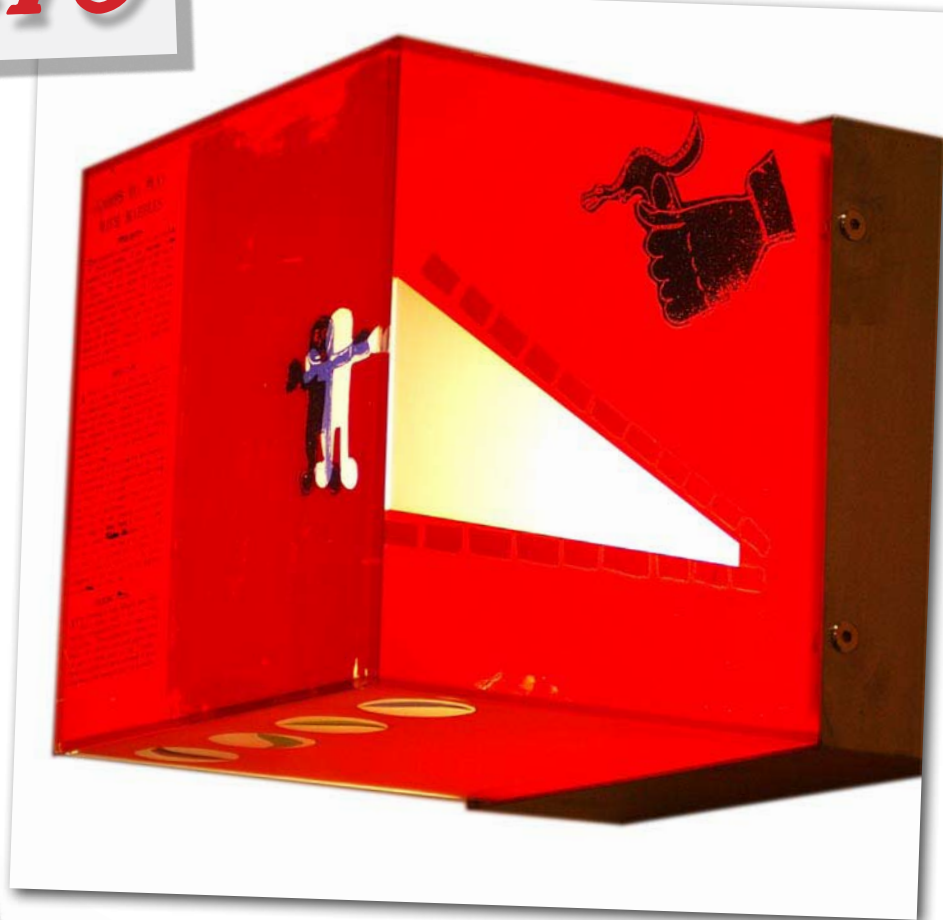
artPodject

Metrocentre's Qube art Project...

Qube

#10

Marbles...



The middle Qubes [No.s 7-12 inc.] are by Theresa Easton - Marbles is a game played all over the world. The subject has a natural affinity to the material of the cubes. The transparent qualities of the glass emphasise the crystalline properties of the marbles.



photo credit: David Lawson

[exit](#)

[back](#)

[home](#)

[next](#)

artPodject

Metrocentre's Qube art Project...

Qube

#11

Ball games...

The middle Qubes [No.s 7-12 inc.] are by Theresa Easton - Ball Games played against a wall have involved time honoured songs and rhymes, evolving over a period of time. 'Each, peach, pear, plum...' is one such example.




photo credit: David Lawson

[exit](#)

[back](#)

[home](#)

[next](#)


artPodject

Metrocentre's Qube art Project...

Qube

#12

Tennis...



The middle Qubes [No.s 7-12 inc.] are by Theresa Easton - Tennis images became regular subjects during printing sessions in the MetroCentre during Wimbledon season. Both adults & children were drawn to the subject.



photo credit: David Lawson

[exit](#)

[back](#)

[home](#)

[next](#)

artPodject


Metrocentre's Qube art Project...

Qube

#13

Hide & Seek Qube...

There's lots to find around "Hide & Seek" - the 2nd of the two full-sized Qubes by Chloe Daykin...



the 5 sides of the Qube opened out...

[exit](#)

[back](#)

[home](#)

[next](#)

artPodject

Metrocentre's Lube art Project...



Lube

#14

Sunny Days Raree Show...

by chloe daykin...

the Raree Show's 4 panes...



the combined thru' the peep-hole view...

[exit](#)

artPodject

[back](#)

[home](#)

[next](#)

[click here for the Raree Menu and see video previews...](#)


Metrocentre's Lube art Project...

Lube
#15

Wheels & Wings Raree...

by chloe daykin...

the Raree Show's 4 panes...



the combined thru' the peep-hole view...

[exit](#)

artPodject

[back](#)

[home](#)

[next](#)

[click here for the Raree Menu and see video previews...](#)



Metrocentre's Lube art Project...

Lube
#16

How Many Fishes..? Raree...

by chloe daykin...

the Raree Show's 4 panes...



the combined thru' the peep-hole view...

[exit](#)

[artPodject](#)

[back](#)

[home](#)

[next](#)

[click here for the Raree Menu and see video previews...](#)

Metrocentre's Qube art Project...


Qube
#17

Piggy in the Middle Qube...

"Piggy in the Middle"
is the other 3/4 sized Qube
by Chloe Daykin...



the 5 sides of the Qube opened out...



[exit](#)

[back](#)

[home](#)

[next](#)

artPodject

Metrocentre's Qube art Project...

Qube
#18

outro/credits panel...

The last 'Qube' also isn't a cube as such but a flat 'outroduction' panel explaining the artPodject's unique dual Whereabouts and the all-important credits & Thank You's...



exit



back

home

next

Metrocentre's Lube art Project...

the original workshop sessions...

Sessions...

**Public
Artwork
Workshop
Sessions...**

**Metrocentre
book
making**

**Metrocentre
print
making**

**Metrocentre
staff
session**

**Fountain
Court
print
making**

**Shipley
Gallery
print &
book
making**



Workshops chapter Menu...

exit




back

home

next

Metrocentre's Tube art Project...

Sessions...



video
e
clip...

**Metrocentre
book
binding**

The first public workshop sessions held in the Metrocentre's Yellow Quadrant were for book-making - they involved passing shoppers & their curious children...

video
e
clip...



exit



artPodject

back

home

next

Metrocentre's Tube art Project...

Sessions...



video

eclip...

**Metrocentre
print
making**

The next public workshop sessions were also held in the Metrocentre's Yellow Quadrant and were for print-making - they too involved passing creative shoppers & their curious children...



video

eclip...



exit




back

home

next

Metrocentre's Quibe art Project... Sessions...



video

e
clip...

**Metrocentre
staff
sessions**

The final public workshop sessions held in the Metrocentre were also for print-making - but they involved members of the staff...

video

e
clip...



exit




back

home

next

Metrocentre's Quibe art Project...

Sessions...



video

e
clip...

**Fountain
Court
print
making**

The print-making workshop sessions held at Fountain Court were for older local participants - who's refreshingly different views & attitude provided fascinating insights into pastimes from a bygone era...



video

e
clip...



exit




back

home

next

Metrocentre's Lube art Project...

Sessions...



video

eclip...

**Shingley
Gallery
print &
book
making**

The last of the project's sessions were held at the Shingley Gallery and the workshop combined print-making with book-making...



video

eclip...



exit



back

home

next

Metrocentre's Lube art Project... *Gallery...*

the original sessions artwork gallery...

**Original
Artwork
from the
Workshop
Sessions...**

**Metrocentre
book
binding**

**Metrocentre
print
making**

**Metrocentre
staff
print
making**

**Fountain
Court
print
making**

**Shipley
Gallery
print &
book
making**



Gallery chapter Menu...

exit



back


home

next

Metrocentre's Lube art Project... Gallery..

Metrocentre
book
binding

drawings from the booklets made...



exit




back

home

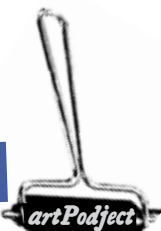
next

Metrocentre's Lube art Project... *Gallery...*

Metrocentre
**print
making**



[exit](#)






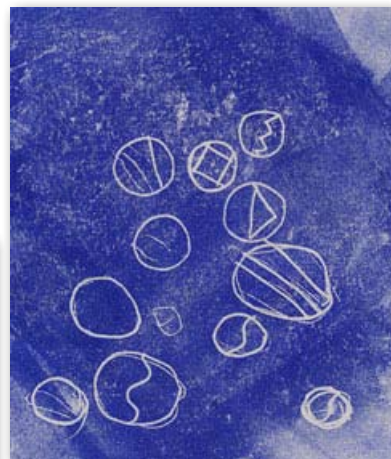
[back](#)

[home](#)

[next](#)

Metrocentre's Lube art Project... *Gallery...*

Metrocentre
**print
making**



[exit](#)


artPodject

[back](#)

[home](#)

[next](#)

Metrocentre's Lube art Project... *Gallery...*



Metrocentre
**print
making**



[exit](#)



[back](#)


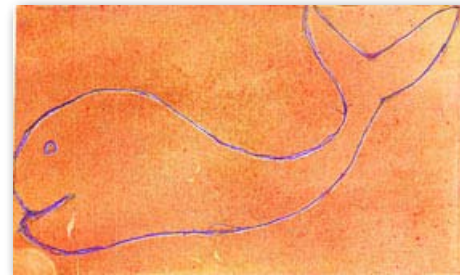
[home](#)

[next](#)

Metrocentre's Lube art Project... *Gallery..*



Metrocentre
print
making



[exit](#)



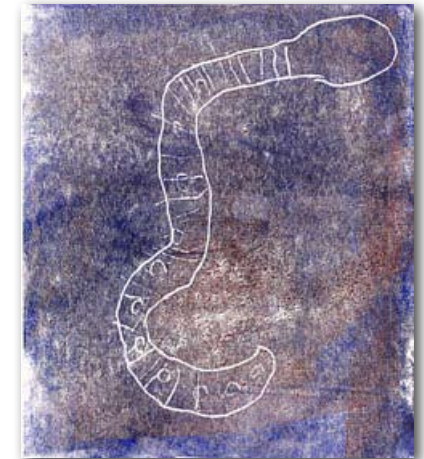

[back](#)

[home](#)

[next](#)

Metrocentre's Lube art Project... *Gallery...*

Metrocentre
**print
making**



[exit](#)

[artPodject](#)



[back](#)

[home](#)

[next](#)

Metrocentre's Lube art Project... Gallery...

**Metrocentre
staff
print
making**



[exit](#)

[back](#)

[home](#)

[next](#)



Metrocentre's Lube art Project... *Gallery...*

**Metrocentre
staff
print
making**



[exit](#)



[back](#)

[home](#)

[next](#)

Metrocentre's Lube art Project... *Gallery..*

**Fountain
Court**
**print
making**



[exit](#)

[back](#)

[home](#)


[next](#)

artPodject

Metrocentre's Lube art Project... *Gallery...*



ShIPLEY
Gallery
print &
book
making



[exit](#)



artPodject

[back](#)


[home](#)

[next](#)

Metrocentre's Lube art Project... *Gallery...*



**Shipley
Gallery**
**print &
book
making**



[exit](#)



[back](#)

[home](#)

[next](#)

Metrocentre's Zube art Project... *Rarees...*

Raree
**Show
videos...**

RareeShow
Zube#03
**snakes &
ladders...**

RareeShow
Zube#04
**skippy
skipping**

RareeShow
Zube#05
footie...

RareeShow
Zube#14
**sunny
days...**

RareeShow
Zube#15
**wheels &
wings...**

RareeShow
Zube#16
**how
many
fishes..?**

RareeShow
*previously
unreleased*
**dip, dip,
dip...**

Raree chapter Menu...



exit



back

home

next

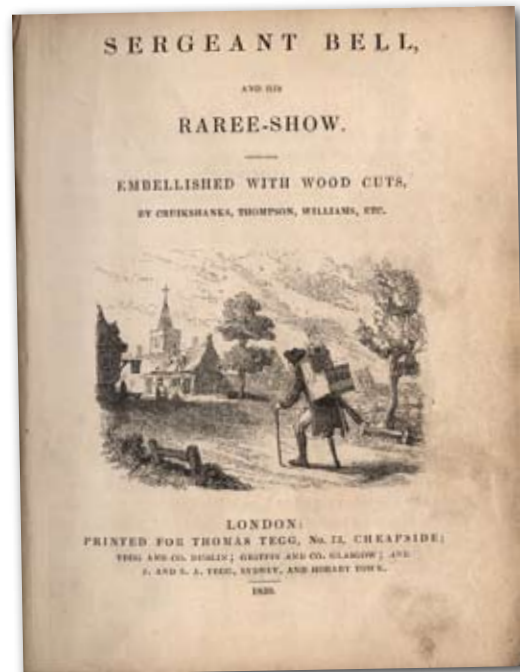
Metrocentre's Cube art Project

Rarees...

"...oh raree show, pretty show, oh who'll see me fine show..?"

Raree Shows...

OPTICAL AMUSEMENTS



...The original 'Raree Shows' preceded Magic Lantern & pre-cinema Peep Shows - they consisted of an wooden box backlit by mirrors or candles with peep holes or a magnifying lens at the front.

They were a pre-tv 'window on the world' usually showing intriguingly distorted perspective - and sometimes moveable - views of exotic buildings & fabulous scenes - hand-painted onto panels inside & onto translucent paper at the back.

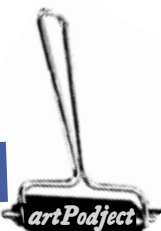
Travelling showmen - initially from Savoy & Lombardy - toured them thru' the 18th & early 19th centuries crying out "*come see the raree...*" [saying 'rare' in a strong italian accent] "*...and you shall see what you shall see...*"

exit

back

home

next



Metrocentre's Lube art Project...

Rarees...

Lube Snakes & Ladders Raree... #03

video

e
clip...



exit



back

home

next


Metrocentre's Lube art Project... Rarees...

Lube
#04

Skippy Skipping Raree...

video

e
clip...



exit

back

home

next



Metrocentre's Qube art Project... Rarees...

Qube
#05

Footie Raree...

video

e
clip...



exit

back

home

next



Metrocentre's Lube art Project... Rarees...

Lube
#14

Sunny Days Raree...

video

e
clip...



exit

back

home

next

artPodject

Metrocentre's Lube art Project...

Rarees...

Lube
#15

Wheels & Wings Raree...

video

e
clip...



exit

back

home

next




Metrocentre's Lube art Project... Rarees...

Lube
#16

How Many Fishes..? Raree...

video

e
clip...



exit

back

home

next

artPodject

Metrocentre's Lube art Project... *Rarees...*

previously
unreleased
bonus
track

Lube

Dip, Dip, Dip Raree...

Here's a preview
peek as this one isn't
part of the installation
on exhibition yet - as
it's the 'spare copy'...



video
e
clip...



exit

back

home

next

artPodject

Metrocentre's Lube art Project...

Chloe Daykin...

...Post-Uni Fellowship formed 'Artgoes - the Catalogue Art Superstore' for publishing ISBN Artists'Books & 'ArtgoesEdditions' books; Multiples; Prints & UnPrintedPrints; ReadyMades & UnreadyMades as flatpacks - items bound together by a theme of intrigue & irony - with editions held in the Tate Modern Library...

- then became an 'art surgeon' as part of **The Major 'art Surgery** - "the trident-tested 3-pronged 'art attack for teaching; art & design" - all in collaboration with Chris Morton...

- co-launched **artPods** in 2008 & continues to teach & mentor, write, illustrate & design - specialising in the production of crafty books and with a fondness for all things mysterious, engaging and a bit different...

meet the artists...

Theresa Easton...

...Inspired by the North East's rich and diverse social history, heritage interpretation plays an important part in Theresa Easton's practice. Easton is interested in exploring cultural and historical episodes using contemporary printmaking processes.

Central to Easton's creative practice is the role of printmaking. Easton is interested in pushing the boundaries in printmaking and working with alternative materials to paper. Using printing techniques with glass, ceramics, brick clay and metal, Easton explores the inherent qualities of the material.

Easton works within the public and private sector, working to commission, producing studio work for gallery exhibitions and delivering creative educational projects.

- please visit: www.axisweb.org/artist/theresamariaeaston

Chris Morton...

...did the 1st ever punk record cover & was the original art director @Stiff Records - then was award-winning album cover designer 'c-more-tone studios' - including some nice print collaborations with Jim Dine & Peter Blake...

- post-MA formed **Artgoes** in 2000 & **The Major 'art Surgery** in 2002 - both with Chloe Daykin...
- launched **artPods** so as to digitally re-present & promote artists & their work - currently continuing combining research from registered fineArt PhD with Public Art commissions & the above ongoing 'artfelt projects - creating unorthodox Artists'Books enlivened by a passion for maps & chapbooks...


- for chloe&chris' details please visit: www.majorartsurgery.com
['site includes Artgoes stuff]
and: www.artpods.co.uk



Metrocentre's Lube art Podject...

printout
your
artPod
booklet...

printoutable artPods...



...Uniquely; artPods have a 'printoutable' feature - at home you can easily print-out 2 specially prepared double-sided A4 sheets & make them into a DIY souvenir booklet - with a 4 page fold-out feature - that catalogues & documents the artPodject...



exit



back

home

next

Metrocentre's Lube art Podject...

artPods

www.artPods.co.uk

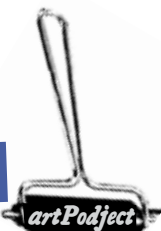
...please visit www.artpods.co.uk and discover the fascinating & enchanting world of artPods...



...there you'll find some 'artfelt explanations plus examples that you can preview online & /or freely download & save offline - including links to the latest version of the free adobe reader that you might need to view multimedia pdf's...



exit



back

home

next